

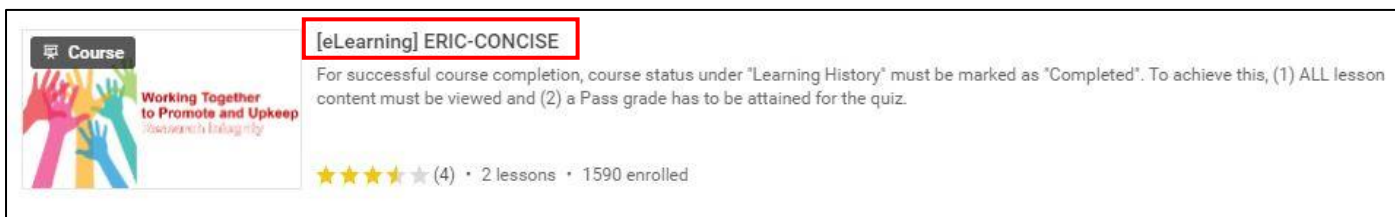
## ERIC-CONCISE Access Guide

New faculty, and research staff whose ERIC certification has expired must complete **ERIC-CONCISE**. The following guide outlines steps for the successful completion of **ERIC-CONCISE** on Workday.

Please avoid using Internet Explorer to view and attempt this course.

1) **ERIC-CONCISE** is located under Workday > Learning > *Required for You*.

Click on course title to launch programme:



**[eLearning] ERIC-CONCISE**

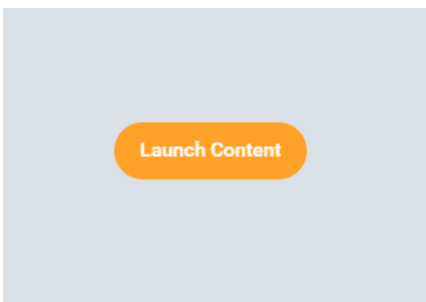
For successful course completion, course status under "Learning History" must be marked as "Completed". To achieve this, (1) ALL lesson content must be viewed and (2) a Pass grade has to be attained for the quiz.

★★★★☆ (4) • 2 lessons • 1590 enrolled

2) Click "Begin"



3) On the page that loads, click "Launch Content":



4) The (1) Course Menu page and (2) Pop-up window featuring course content will be launched.

### Viewing of course content

All module topics are listed under the Course Menu. When the course is first launched, the pop up window auto loads to reveal the content for each module topic. Close the pop up window for the next topic's page to load:

Research Integrity: Concise (core course)

Course Menu

**1. Course Menu**

Research Integrity: Concise (core course)

Orientation

Welcome

Introduction

Using this course

Module 1: Overview of the responsible conduct of research

Who defines your responsibilities?

Government research regulations

Personal versus professional responsibility

Additional reading

Module 2: Planning research

Introduction

Plans and protocols

Institutional approval

Agreements

Additional reading

Module 3: Conducting & interpreting research

Introduction

Conducting research

Interpreting research data/evidence

Additional reading

Module 4: Sharing and publicizing data/evidence

Introduction

Responsibilities for sharing data/evidence

Scholarly publication

Advocacy and other forms of communication

Additional reading

Module 5: Professional responsibilities

Introduction

Welcome - Google Chrome

wd3-media.myworkdaycdn.com/scorm/static/ff/29az/c/CF202B766BCF5DA7/NS3veNDgEYrOOrGi...

Research Integrity: Concise

Welcome

Text/print version ? Help and support

Course authors

Learning outcomes

Course structure

**2. Pop up window showing content for browsing. Close this window to load the next page.**

blocker i  
s site.

**Professor Nick Steneck, PhD**

Nick Steneck is Professor Emeritus of History at the University of Michigan. He works as a global consultant on research integrity and responsible conduct of research training and has published articles on the history of research misconduct, responsible conduct of research instruction, the use of animals in research, classified research and academic freedom, and the roles of values in university research. He initiated and co-organised the first two World Conferences on Research Integrity (Lisbon 2007, Singapore 2010) and is one of three co-organisers of Singapore Statement on Research Integrity.

5) Sometimes, the next topic page might not load automatically, resulting in the error message called *“Please make a selection to continue”*.

Research Integrity: Concise (core course)

Course Menu

Research Integrity: Concise (core course)

Orientation

Welcome

Introduction

**Using this course**

Module 1: Overview of the responsible conduct of research

Who defines your responsibilities?

Government research regulations

Personal versus professional responsibility

Additional reading

**Title reflected in bold refers to page that did not launch automatically. Click on this to load page and continue browsing.**

Please make a selection to continue.

When this occurs, click on the topic title that did not load (in **bold**) to launch the topic content. After browsing, proceed to close the pop up window to load next topic.

6) The status bar indicates content view progress. All course content **must** be viewed. When all content is viewed, the status bar will be fully shaded and state the overall page count.

Research Integrity: Concise (core course)

Hide Menu

Previous

Next

Close Item

Return to LMS

7) Once all content has been reviewed, click on *“Return to LMS”* to return to course page.

Hide Menu

Previous

Next

Close Item

**Return to LMS**

8) Click *“Continue”* to proceed to Quiz (Lesson 2).

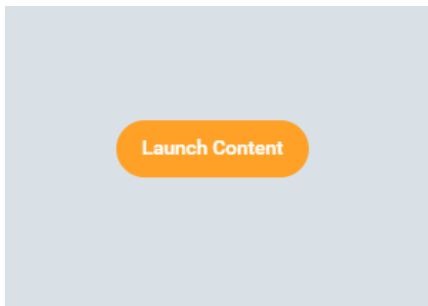
**Continue**

Edit

Drop

Drop All

9) On the page that loads, click “Launch Content”:



10) A pop up window for the quiz will automatically load. Click on “Start” to commence the quiz.

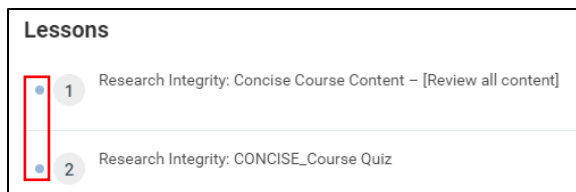


The **ERIC-CONCISE** quiz comprises 15 questions. Passing score is 80%, or 12 of 15.

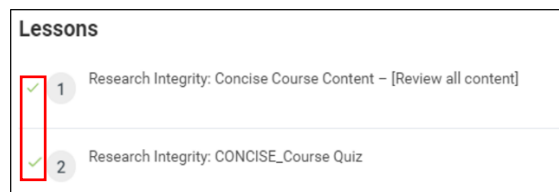
11) If the course still shows up under Workday > Learning > *Required for You* even after you have scored at least 80% on the final quiz, return to the course main page to verify if all course content, Lesson 1, has been browsed through.

The **green** ticks found on the main course page denote successful browsing and quiz completion:

Before course and quiz commencement:



After viewing all content and scoring at least 80% on quiz:



Successfully completed courses will be located under Learning History found in Workday > Learning > Progress > *My Transcript* with Completion Status “Completed”:

Learning History 10 items 🔍 📄 📊 📅

Name	Version	Content Type	Registration Status	Date Enrolled	Completion Status	Completion Date and Time	Expiration Date	Attendance Status	Grade	Score	Record Type
[eLearning] ERIC-CONCISE		Digital Course	Enrolled	07/08/2018	Completed						